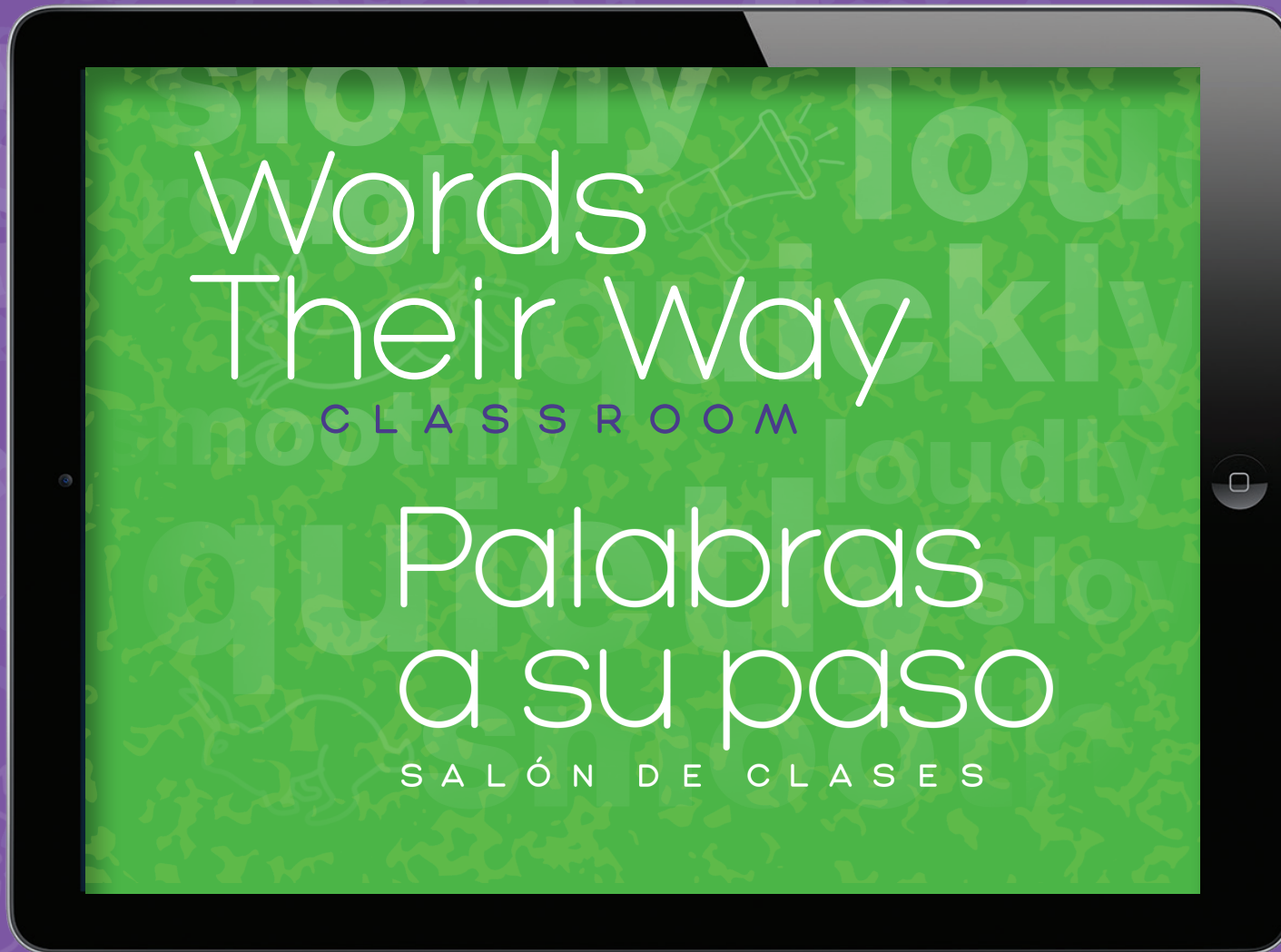


SAVVAS

DIGITAL WALKTHROUGH



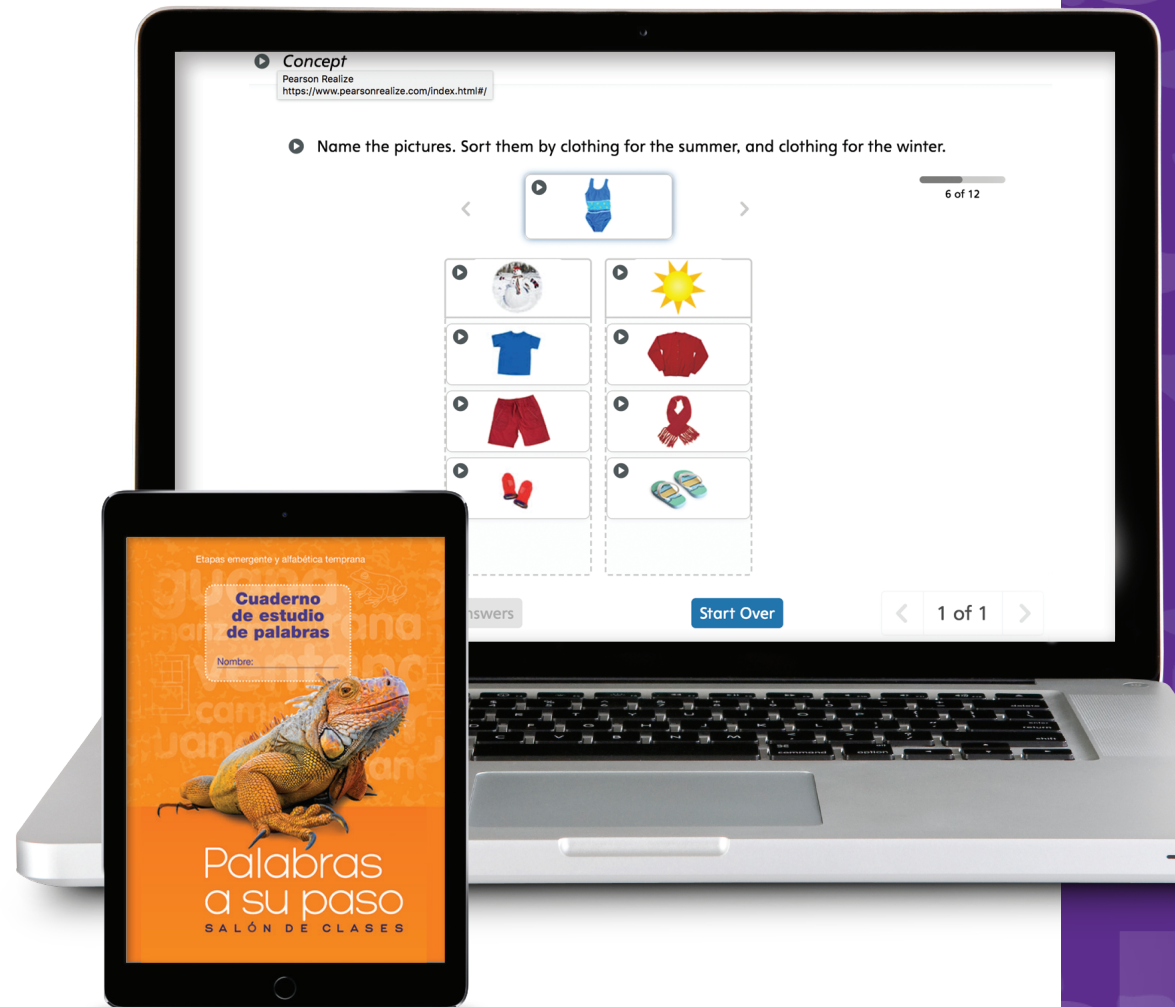
Building a Literacy Foundation One Sort at a Time



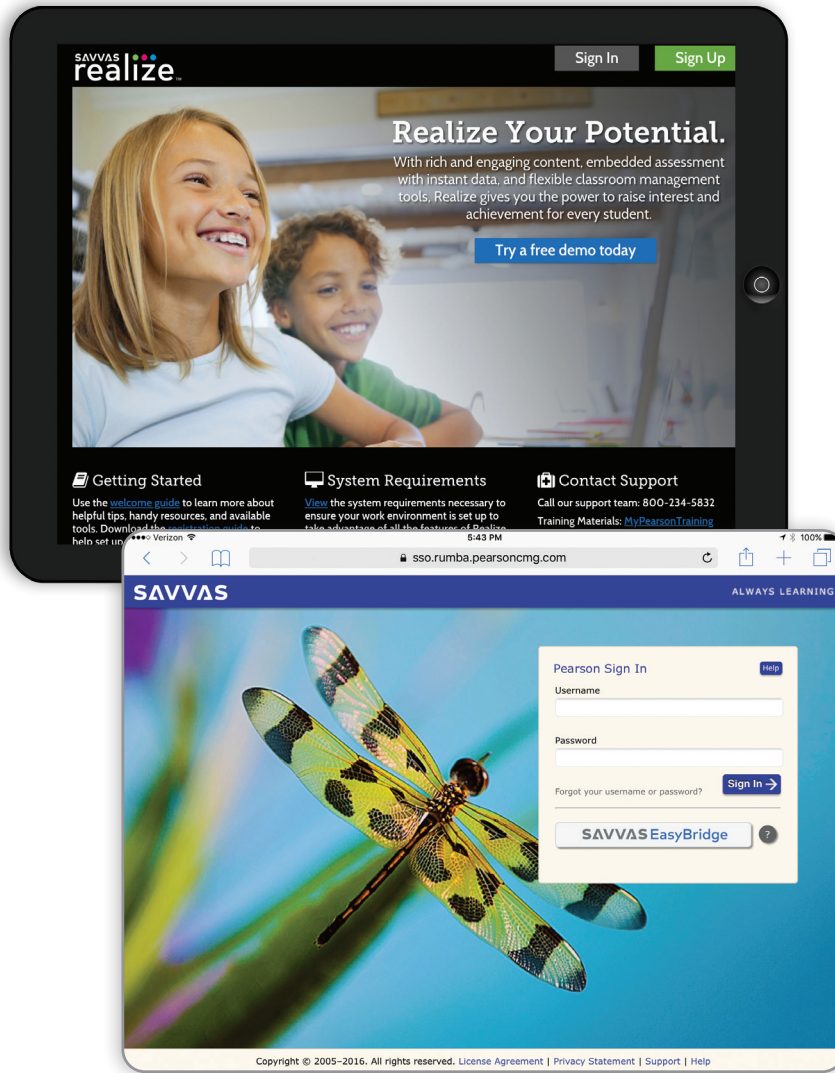
Realize™ is the online learning management system for *Words Their Way Classroom* and *Palabras a su paso salón de clases*. This full suite of personalized teaching and learning tools is just a click away.

TABLE OF CONTENTS

Getting Started	1
Navigation	3
Flexibility	7
Assessment	8
Data Reporting	9



Getting Started



Sign up for Anytime, Anywhere Digital Access

- Go to **Savvas.com/wtwtrial**, and complete the form.
- Check your email to retrieve your username and password.
- Go to SavvasRealize.com, click **Sign In**, and enter your credentials.

Words
Their Way
CLASSROOM

Palabras
a su paso
SALÓN DE CLASES

WELCOME HOME

Welcome to *Words Their Way Classroom* and *Palabras a su paso salón de clases* online. From this screen you can easily access your program, classes, or data. It is as easy as 1, 2, 3.

Getting Started

The screenshot shows the Savvas Realize dashboard interface. At the top, there is a navigation bar with the Savvas Realize logo and three main menu items: PROGRAMS, CLASSES, and DATA. To the right of the navigation bar are icons for search, help, and user profile. The main content area features a large background image of a wooden pier extending into the ocean at sunset. Overlaid on this image are three large circular buttons: a green button labeled 'Programs' with a white checkmark, a red button labeled 'Classes' with a white checkmark, and a blue button labeled '3'. Below these buttons are three rectangular panels. The left panel is green and titled 'Words Their Way Classroom 2019', with a 'View program' link at the bottom. The middle panel is red and contains two stacked boxes: 'No new assignments submitted' and 'No new attachments', with a 'View class' link at the bottom. The right panel is blue and titled 'Create assignments', with a 'Find items to assign' link at the bottom.

Navigation

SAVVAS realize PROGRAMS CLASSES DATA

Words Their Way Classroom 2019

Table of contents Resources Standards eText Tools

Table of Contents

GETTING STARTED

Getting Started with Words Their Way 1

Implementation Guide and Teacher Resource Guide 2

Emergent-Early Letter Name

Letter Name

Within Word Pattern

Syllables and Affixes

Derivational Relations

Place and Assess 4

Classroom Library 5

Big Book of Rhymes 6

Create Content

Rearrange

My Content

Teacher Resources

Printable PDFs 7

- 1 **Getting Started** guide for learning about the program and resources.
- 2 Implementation Guide/Teacher Resource Guide.
- 3 Access all 5 stages with 1 account.
- 4 Access Assessments like the **Qualitative Spelling Inventory** and more.
- 5 Access the **Classroom Library** for the Emergent-Early Letter Name, Letter Name, and Within Word Pattern stages.
- 6 Access **Big Book of Rhymes** for the Emergent-Early Letter Name, Letter Name, and Within Word Pattern stages.
- 7 Access Printable PDFs.

Select Any Stage to Continue.

Navigation

1

Sorts are grouped by 10s to easily navigate.

Click **Teacher Resources**.

2

- Access to Printable PDFs.
- Access to Teacher Resource Guide.

Select Any Stage Range to Continue.

The screenshot displays the Savvas Realize interface for 'Words Their Way Classroom 2019'. The main content area shows a list of 'Letter Name' sorts, grouped by 10s (1-10, 11-20, 21-30, 31-40, 41-50). A callout box highlights the 'Letter Name: Sorts 11-20' section, which is expanded to show individual sort cards for 'Letter Name Sort 11: Word Families -ug,- ut, -un', 'Letter Name Sort 12: Word Families -ip,- ig,- ill', and 'Letter Name Sort 13: s, h, and Digraph sh'. A sidebar on the right contains a 'Teacher Resources' dropdown menu, which is open to show options for 'Printable PDFs' and 'Teacher Resource Guide: Letter Name'. The interface includes a top navigation bar with 'PROGRAMS', 'CLASSES', and 'DATA' tabs, and a search bar. The page is annotated with numbered callouts: '1' points to the 'Letter Name' header, and '2' points to the 'Teacher Resources' dropdown menu.

Navigation

Letter Name Sort 12: Word Families -ip, -ig, -ill

Select all

Introduce and Model

- Big Book of Rhymes: Mr. Fig Met a Pig** 1 Assign
- Sort 12: Interactive Sort** 2 Assign

Practice, Extend, and Reflect

- Writing Sort** 3 Assign
- Classroom Library Book: Mr. Fin's Trip** 4 Assign
- Sort 12: Zip Up the Hill Game** 5 Assign

Apply and Assess

- Spell Check** Assign Info Customize

Assign All

Info

Edit

Rearrange

Teacher Resources

INTRODUCE AND MODEL

- 1 The **Big Book of Rhymes** contains a poem for each sort in the Emergent-Early Letter Name, Letter Name, and Within Word Pattern developmental stages.
- 2 **Interactive Sorts** can be used to demonstrate the sort feature, and allow students to practice the sort.

PRACTICE, EXTEND, AND REFLECT

- 3 The **Writing Sort** allows students to practice letter and word features through writing.
- 4 Each sort in Emergent-Early Letter Name, Letter Name, and Within Word Pattern is aligned to a corresponding little book from the *Words Their Way*—**Classroom Library**.
- 5 Blank templates for **Word Games** allow teachers and students to create their own sorts and games.

Navigation

APPLY AND ASSESS

- 7 **Spell Checks** are provided to help assess students and fine-tune placement.

TEACHER RESOURCES

- 8 **Printable PDFs**
- 9 The **Teacher Resource Guide** provides comprehensive instruction and content support to create an effective word study program.

Letter Name Sort 12: Word Families -ip, -ig, -ill

Select all Assign All

Introduce and Model

- Big Book of Rhymes: Mr. Fig Met a Pig Info Edit
- Sort 12: Interactive Sort Assign

Practice, Extend, and Reflect

- Writing Sort Assign
- Classroom Library Book: Mr. Fin's Trip Assign
- Sort 12: Zip Up the Hill Game Assign

Apply and Assess

- Spell Check Assign Info Customize 7

Teacher Resources

- Printable PDFs 8
- Teacher Resource Guide: Sort 12 9

Flexibility

The screenshot displays the Savvas Realize interface for a classroom. The top navigation bar includes 'PROGRAMS', 'CLASSES', 'DATA', and 'CENTERS'. The current page is titled 'Words Their Way Classroom 2'. Below the navigation, there are tabs for 'Table of contents', 'Resources', 'Standards', 'eText', and 'Tools'. The main content area is titled 'Letter Name Sort 12: Word Families -ip,- ig,- ill'. It lists several activities, each with an 'Assign' button. A callout box highlights the 'Assign' button for 'Sort 12: Interactive Sort'. A 'Create an assignment' dialog box is open, showing fields for 'Title', 'Start date', 'Due date', 'Instructions', and 'Enter a class, group, or student name'. The dialog box also includes a 'Cancel' button and an 'Assign' button. Numbered callouts (1, 2, 3) are placed on the 'Assign' button in the main list, the 'Instructions' field, and the 'Assign' button in the dialog box, respectively.

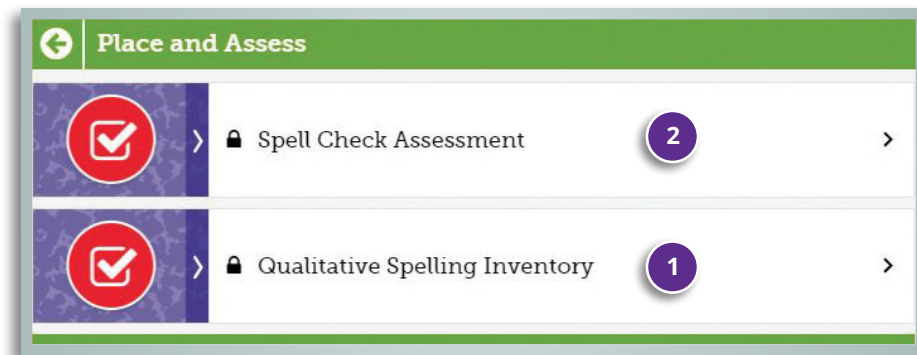
ASSIGN CONTENT AND ACTIVITIES

- 1 Click on Assign for a given activity or content.
- 2 Fill in date and instructions, then enter a class, group, or student name.
- 3 Click on Assign.
- 4 Click on the Classes tab to add students, edit information, and form or manage groups quickly and easily.

Assessment

ASSESSMENT FOR RESPONSIVE TEACHING

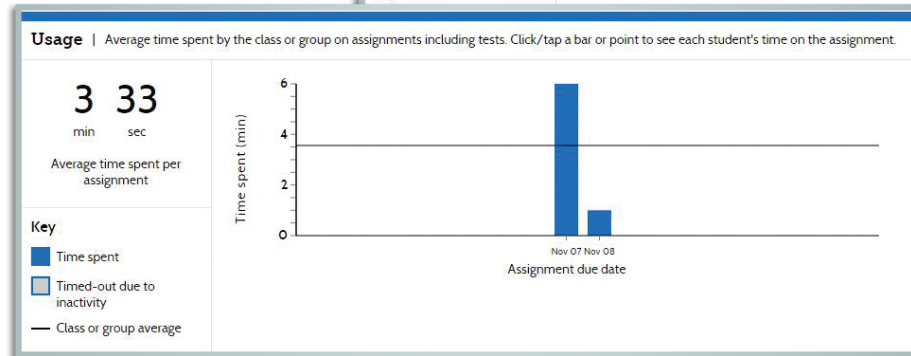

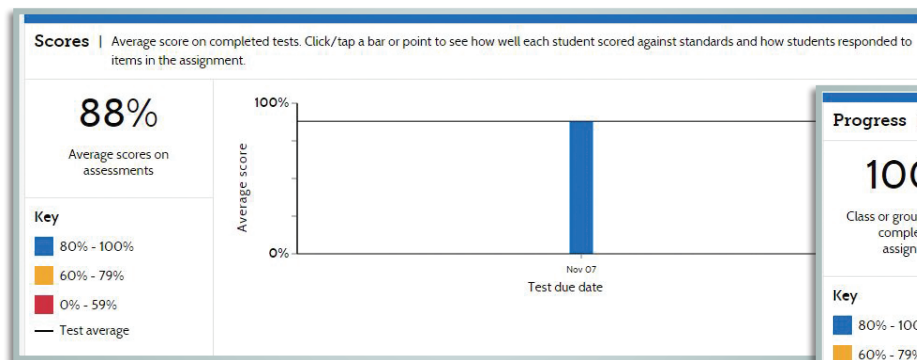
- 1 To place students in a word study notebook and develop word study groups, administer the **Qualitative Spelling Inventory (QSI)**.
- 2 **Spell Checks** can be used:
 - as a spelling pretest.
 - to assess students' prior knowledge before new instruction begins.
 - as a posttest immediately following instruction, or administered several weeks after instruction to determine what students have retained over time.



Data Reporting

POWERFUL DATA

The DATA tab of Realize provides class and student data, including standards mastery, overall progress, and time on task. Teachers can also view data by student from the class assignment list.



Words Their Way

CLASSROOM

Palabras a su paso

SALÓN DE CLASES

**Building a Literacy Foundation
One Sort at a Time**


SAVVAS
LEARNING COMPANY

Savvas.com
800-848-9500

Copyright © 2020 Savvas Learning Company LLC All Rights Reserved.
Savvas™ and Savvas Learning Company™ are the exclusive trademarks
of Savvas Learning Company LLC in the US and in other countries.

Join the Conversation
@SavvasLearning



Get Fresh Ideas for Teaching
 Blog.Savvas.com